

SlideControl Feature

YOU Are In Control



With our unique SlideControl feature you control the slide. The handlebar stays where you put it and NEVER SLAMS BACK.



How SlideControl Works...



A RetractAway screen NEVER SLAMS BACK. Opposing tension forces keep the handlebar in place anywhere along the tracks. SlideControl puts you in control.



- No need for magnets or latches.
- The handlebar stays where you place it.
- Opposing tension keeps screen mesh taut.
- User friendly and safe for all ages.

Other Systems Can't Compare



Other systems need magnets or latches to keep their screens closed. Some offer mechanisms that slow the retraction of the screen or bumpers to cushion the slam. With the others, you are NOT in control.



SlideControl is an exclusive patent pending feature for RetractAway screens

Benefits



Track End-Caps
End-caps neatly finish off the aluminum tracks




Screen Tension
Add screen tension by simply turning one screw



Handlebar Grip
Full height aluminum comfort grip




Screen Mesh
High quality screen mesh with easy mount splines makes screen replacement a snap (Replacement kits available)



Inside Handle Grip
Easy use flush grip



Removable Housing
Detachable housing and handlebar makes replacing the screen mesh easy



Track Connector
A connector is included to fit two screens together for a double door



Retention Buttons
Retention buttons keep the screen in its tracks but release under extreme pressure

Exclusive Features



YOU are in Control!

Easy Installation

Simple Do-It-Yourself Installation


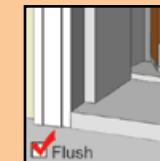


1 Cut bottom track and fasten to door threshold.

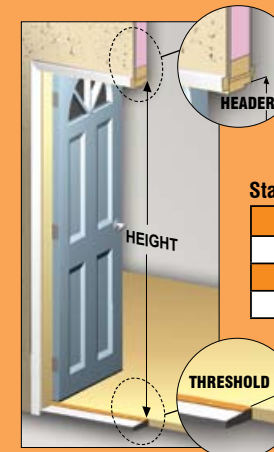
2 Fasten mounting plate with patented screws and snap on screen cover.

3 Fasten top track with adjustment screw while the screen is closed.

Fits All Threshold Types



Measuring Guide



Measure the door height to determine the screen size from the chart below.

- Single door up to 42" wide
1 RetractAway screen
- Double door 42" to 84" wide
2 RetractAway screens

Standard Sizes

Door Height	Screen Size
76" - 77½"	78½"
79" - 80½"	81½"
95" - 96½"	97½"

Custom sizes available from 70" to 100" in ½" increments

*Measuring guide and sizing chart are intended for standard doors with a 1½" to 2½" door trim.



SeasonGuard RetractAway screens are covered under a 10 year limited warranty. (Screen mesh excluded from warranty)

Exclusively at



SeasonGuard

RETRACTAWAY SCREEN

SCREEN ALL YOUR DOORS!



Entry Doors

RetractAway screens provide superior screening protection. They store neatly to one side of the doorway leaving an unobstructed view of your beautiful entry doors.



Double Doors

The RetractAway screen is the only sensible solution for screening double doors. Two screens, one mounted on each side of the door frame, will slide together to provide full screening protection. Two screens include all parts required for double doors.



Inswing and Outswing Doors

For an inswing door, a RetractAway screen is mounted outside your home. For an outswing, it is mounted inside your home. You can even mount the screen inside the door frame. All mounts retract neatly to the side of your doorway.



Left or Right Mount

The RetractAway screen is reversible. It can be mounted on the left or right side of your door.



Plus, it's maintenance free.

Specifications

Standard sizes:

Width

(Only the tracks need to be cut to fit door width)
Single door up to 42" - 1 RetractAway screen
Double door 42" to 84" - 2 RetractAway screens

Height

(Heights fit standard doors, no cutting necessary)

78½" - Fits 76" to 77½" door openings
81½" - Fits 79" to 80½" door openings
97½" - Fits 95" to 96½" door openings

Custom sizes:

Custom heights are available from
70" to 100" in ½" increments only

DIY Replacement Mesh Kits Sold Separately

Colors Available



Brown White Sandstone Almond Charcoal

(Colors may differ slightly from the actual product)

For double doors purchase 2 screens
All parts for double door installation included



Drill and driver bits are included



Tools Required:
Hacksaw and power drill

Manufactured by:

SCREENLINE
INNOVATIONS INC

www.retractaway.com




Now you see it...



Now you don't.

Simple Do-It-Yourself Installation

EASY FOR ALL AGES



Our unique **SLIDECONTROL** feature allows you to control the placement of your screen. The handlebar stays where you put it.



YOU are in Control!

Safe and easy for all ages
Stays where you put it
No magnets or latches
NEVER SLAMS BACK!

Retracts to...

- Provide a clear view
- Allow convenient unrestricted entry
- Let in more light
- Prolong screen life

Slides Shut to...

- Protect your family from insects
- Provide ventilation

Out of sight...Out of mind

1(800)535-8666

200702